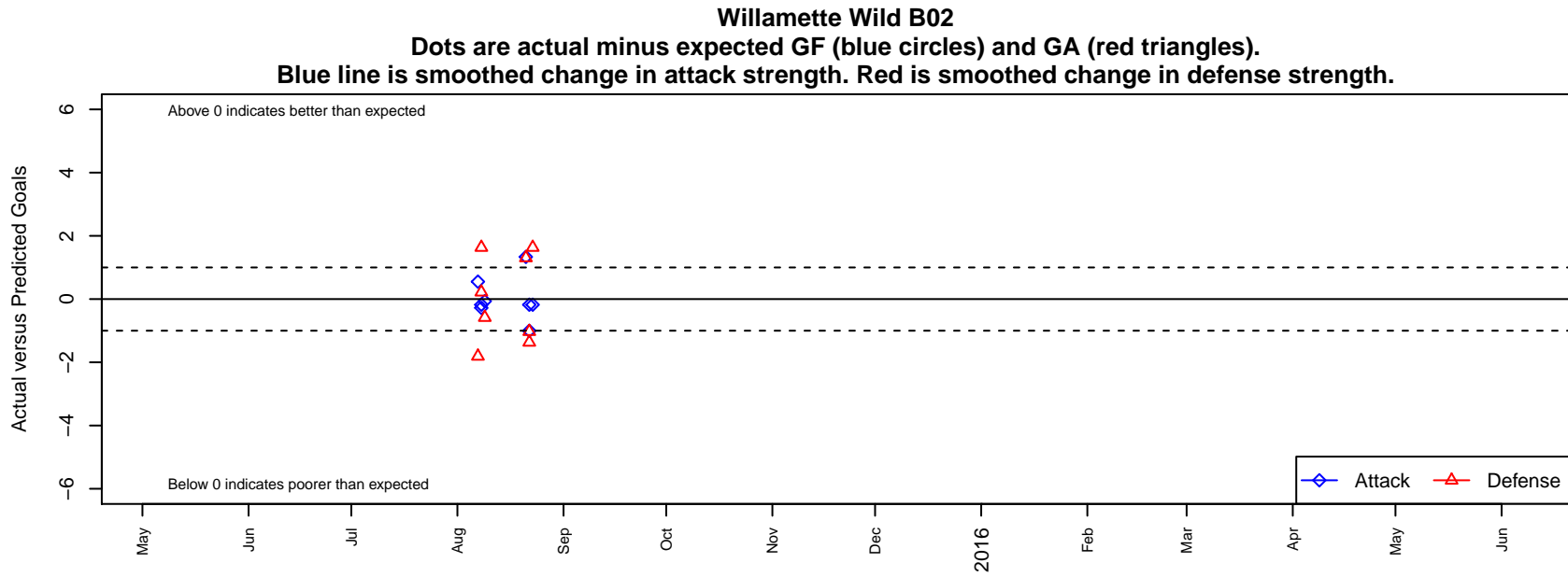


Willamette Wild B02

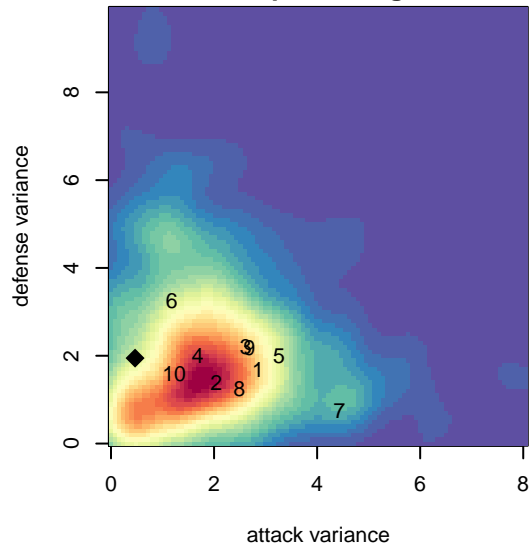
, OR
B02 total strength=530
attack=0.51 defense=0.3

alt names used:
WILLAMETTE WILD (OR)
Willamette Wild

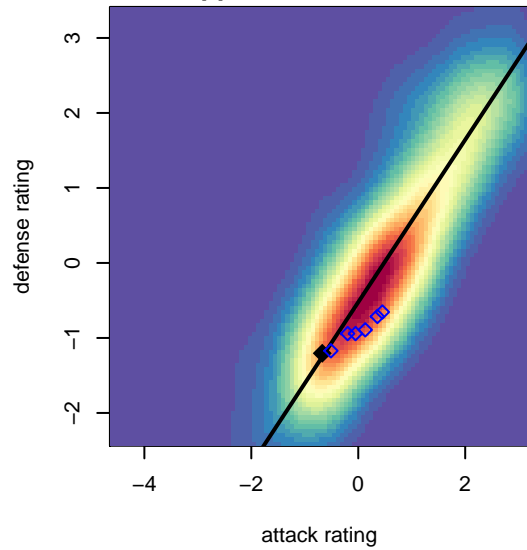
Venues played:
2015 Bend Premier Cup U13 BRONZE U13
2015 Summer Slam Bronze U13



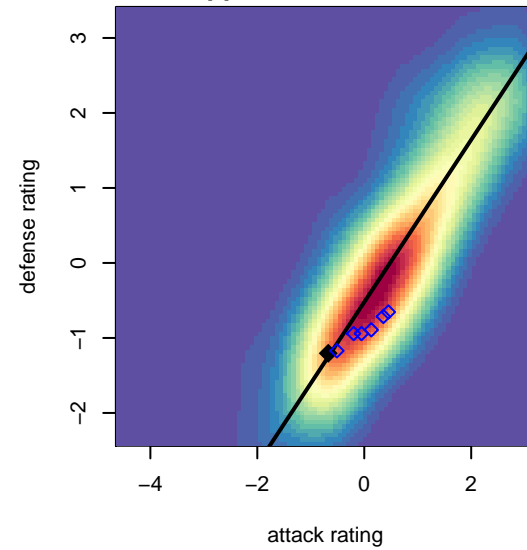
**attack and defense variance (black dot)
relative to other teams
and top 10 in region**



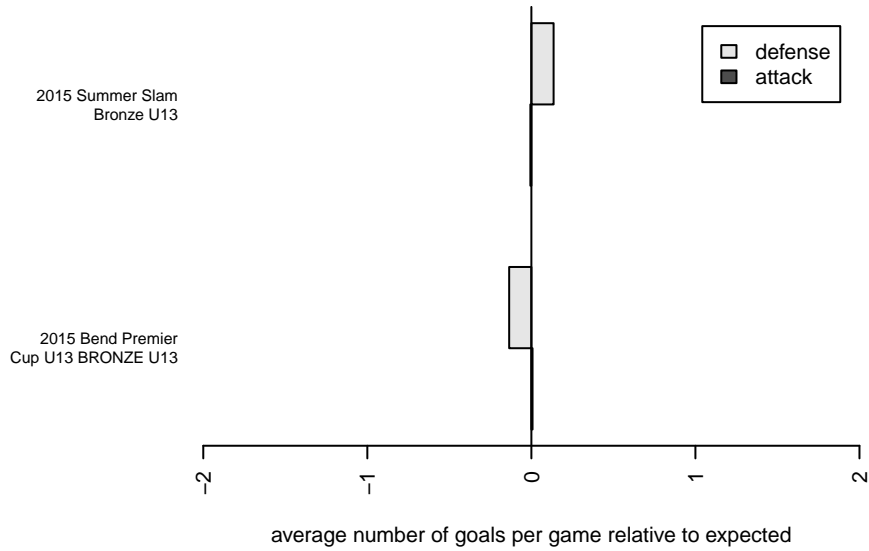
**attack and defense rating
relative to others at age
and all opponents in last 13 months**



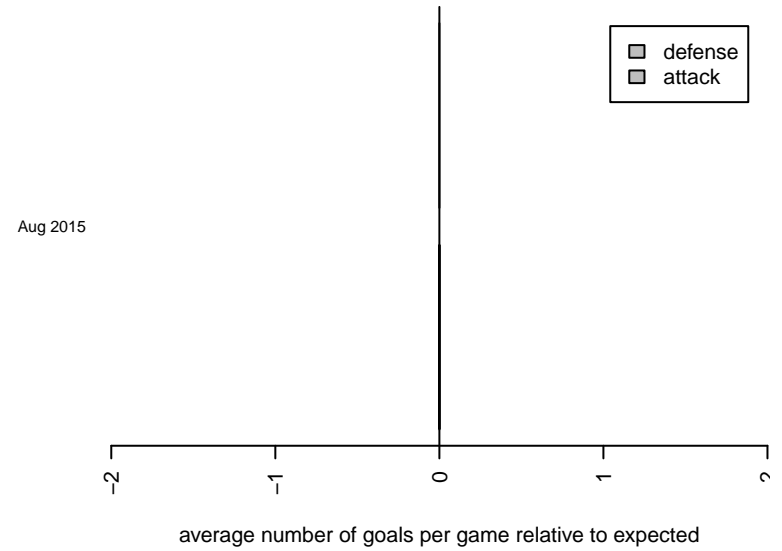
**attack and defense rating
relative to others at age
and all opponents in last 13 months**



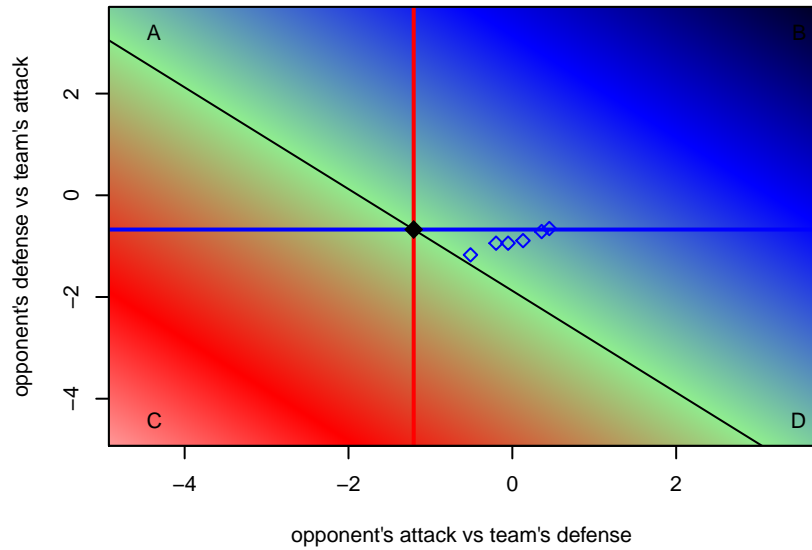
Performance relative to 13 month average



Performance relative to 13 month average



Distribution of opponents
 Red = Lose zone, Blue = Win zone, Green = Even
 Black line separates win/lose zones



lot. A=Neither has attack advantage, B=Opponent has both attack and defense advantage, C=Opponent has both attack and defense disadvantage, D=Both have

date	home		away		venue	pred.home	pred.away
2015-08-23	Willamette Wild B02	1	Pacific FC Fire B02	2	2015 Summer Slam Bronze U13	1.18	3.63
2015-08-22	Willamette Wild B02	1	Pacific FC Fire B02	5	2015 Summer Slam Bronze U13	1.18	3.63
2015-08-22	Timber Barons B02	6	Willamette Wild B02	0	2015 Summer Slam Bronze U13	4.97	1.00
2015-08-21	Nortac Sparta White B02	1	Willamette Wild B02	3	2015 Summer Slam Bronze U13	2.30	1.67
2015-08-09	FPSC Fury Black B03	5	Willamette Wild B02	1	2015 Bend Premier Cup U13 BRONZE U13	4.42	1.07
2015-08-08	Willamette Wild B02	1	Pacific FC Fire B02	2	2015 Bend Premier Cup U13 BRONZE U13	1.18	3.63
2015-08-08	Pacific FC Real Blue B03	3	Willamette Wild B02	1	2015 Bend Premier Cup U13 BRONZE U13	3.22	1.28
2015-08-07	Willamette Wild B02	2	ISC Gunners B B02	5	2015 Bend Premier Cup U13 BRONZE U13	1.45	3.19